

Student Financial Aid 2013-14
-------------------------------

Institution: University of Connecticut-Tri-Campus (436818)

User ID: 88G1331

**Overview**

<b>IPEDS Student Financial Aid Component Overview</b> <b>Public Academic Reporters</b>
---

Welcome to the Student Financial Aid (SFA) component of the U.S. Department of Education's Integrated Postsecondary Education Data System (IPEDS). The purpose of the SFA component is to collect information about financial aid provided to various groups of undergraduate students at your institution.

**Changes to This Year's SFA Component**

- Revisions to Cost of Attendance used to calculate the Net Price of Attendance can now be made in this component.

**Data Reporting Reminders****Groups**

Throughout this component, you will be asked to report information for different groups of students.

- **Group 1:** All undergraduate students
- **Group 2:** Of Group 1, full-time, first-time degree/certificate-seeking students
- **Group 3:** Of Group 2, students who paid the in-state/in-district tuition rate and were awarded any grant/scholarship aid from the federal government, state/local government, or the institution
- **Group 4:** Of Group 2, students who paid the in-state/in-district tuition rate and were awarded any Title IV federal student aid

Consult the instructions and screens to make sure you are reporting the correct aid amounts for the correct groups of students.

**College Affordability and Transparency Lists**

Net price amounts calculated in SFA will be used to populate the Department's College Affordability and Transparency lists.

**Interactive Edits and Error Messages**

SFA contains interactive edits that will check for blank fields, invalid values, or values that fall outside expected ranges. Some error messages will require you to confirm or explain the values that you entered. Some error messages are fatal and will require you to contact the IPEDS Help Desk at 1-877-225-2568 for resolution.

**Context Boxes**

You will find optional text boxes throughout SFA. Context boxes allow you to provide more information about the data you enter. Some of these context boxes may be made available to the public on College Navigator, so make sure that the information you enter can be understood easily by students, parents, and the general public.

**Resources**

To download the survey materials for this component: [Survey Materials](#)

To access your prior year data submission for this component: [Reported Data](#)

If you have questions about completing this component, please contact the **IPEDS Help Desk at 1-877-225-2568**.

Institution: University of Connecticut-Tri-Campus (436818)

User ID: 88G1331

**Part A****Part A - Establish Your Groups**

Part A establishes the number of students in various groups. Note that the numbers on this screen will be carried forward to other parts of the Student Financial Aid component.

In the fields below, report the number of students in each of the following groups.

		Fall 2012	YOUR PRIOR YEAR DATA Fall 2011
01.	<b>Group 1</b> All <u>undergraduate</u> students	2,631	2,598
02.	<b>Group 2</b> Of those in Group 1, those who are <u>full-time</u> , <u>first-time</u> degree/certificate-seeking	762	778
02a.	Of those in Group 2, those who were awarded any <u>Federal Work Study</u> , <u>loans to students</u> , or grant or scholarship aid from the federal government, state/local government, the institution, or other sources known to the institution	569	575
02b.	Of those in Group 2, those who were awarded any <u>loans to students</u> or grant or scholarship aid from the federal government, state/local government, or the institution	551	551
03.	<b>Group 3</b> Of those in Group 2, those who paid the in-state or in-district tuition rate and were awarded grant or scholarship aid from the federal government, state/local government, or the institution	398	394
04.	<b>Group 4</b> Of those in Group 2, those who paid the in-state or in-district tuition rate and were awarded any <u>Title IV federal student aid</u>	493	508

Institution: University of Connecticut-Tri-Campus (436818)

User ID: 88G1331

**Part B**

**Part B - Enter Information About Group 1**

Part B includes information about Group 1. Group 1 students are all undergraduate students enrolled in Fall 2012.


For this part, report:

For These Students	The Following Type(s) of Aid	Awarded in This Period
<ul style="list-style-type: none"> <li>All undergraduate students enrolled in Fall 2012</li> </ul>	<ul style="list-style-type: none"> <li>Grant or scholarship aid from the federal government</li> <li>Grant or scholarship aid from state/local government</li> <li>Grant or scholarship aid from the institution</li> <li>Grant or scholarship aid from other sources known to the institution</li> <li>Loans to students from the federal government</li> </ul>	<ul style="list-style-type: none"> <li>Any time during academic year 2012-13</li> </ul>

In the fields below, report the number of Group 1 students and the total amount of aid awarded to these students for each type of aid.

Information from Part A:	Fall 2012
<b>Group 1</b> All undergraduate students (This number is carried forward from Part A, Line 01.)	2,631

Aid Type	2012-13			
	Number of Group 1 students who were awarded aid	Percentage of Group 1 students who were awarded aid	Total amount of aid awarded to Group 1 students	Average amount of aid awarded to Group 1 students
01. Grant or scholarship aid from the federal government, state/local government, the institution, and other sources known to the institution	1,318	50	7,758,435	5,887
02. Pell grants	895	34	3,627,288	4,053
03. Federal student loans	1,238	47	7,929,184	6,405

 You may use the space below to provide context for data you've reported above. These context notes may be posted on the College Navigator website and should be written to be understood by students and parents.

Institution: University of Connecticut-Tri-Campus (436818)

User ID: 88G1331

**Part C, Page 1**

**Part C, Page 1 - Enter Information about Group 2**

Part C includes information about Group 2. Group 2 students are all full-time, first-time degree/certificate-seeking undergraduate students enrolled in Fall 2012.

**In the fields below, report the number of Group 2 students paying in-district, in-state, and out-of-state tuition rates. If your institution does not offer different rates, report all students as paying in-state tuition rates.**

Information from Part A:		Fall 2012		
<b>Group 2</b> Full-time, first-time degree/certificate-seeking undergraduates (This number is carried forward from Part A, Line 02)		762		
<b>Group 2 students:</b>		Fall 2012		YOUR PRIOR YEAR DATA
		Number of Group 2 students	Percentage of Group 2 students	Fall 2011 Percentage of Group 2 students
<b>01.</b>	<b>01a.</b> <u>paying in-district tuition rates</u>	<input type="text" value="0"/>	0	<b>0</b>
	<b>01b.</b> <u>paying in-state tuition rates</u>	<input type="text" value="761"/>	100	<b>99</b>
	<b>01c.</b> <u>paying out-of-state tuition rates</u>	<input type="text" value="1"/>	0	<b>1</b>
	<b>01d.</b> Unknown (calculated value) This value is calculated using the following formula: [A02-(C01a+C01b+C01c)]	0	0	<b>0</b>

Institution: University of Connecticut-Tri-Campus (436818)

User ID: 88G1331

**Part C, Page 2**

**Part C, Page 2 - Enter Information about Group 2**

Part C includes financial aid information about Group 2. Group 2 students are all full-time, first-time degree/certificate-seeking undergraduate students enrolled in Fall 2012.


For this part, report:

For These Students	The Following Type(s) of Aid	Awarded in This Period
<ul style="list-style-type: none"> <li>• Full-time, first-time degree/certificate-seeking undergraduate students enrolled in Fall 2012</li> </ul>	<ul style="list-style-type: none"> <li>• Grant or scholarship aid from the federal government</li> <li>• Grant or scholarship aid from state/local government</li> <li>• Grant or scholarship aid from the institution</li> <li>• Loans to students from the federal government and from other sources, including private or other loans</li> <li>• Do <u>not</u> include grant or scholarship aid from private or other sources</li> <li>• Do <u>not</u> include PLUS loans or loans made to anyone other than the student</li> </ul>	<ul style="list-style-type: none"> <li>• Any time during academic year 2012-13</li> <li>• For program reporters, this is the aid year period from July 1, 2012 through June 30, 2013.</li> </ul>

**In the fields below, report the number of Group 2 students and the total amount of aid awarded to these students for each type of aid. Enter unduplicated student counts within a category (e.g., Pell grants). However, a student can appear in more than one aid category.**

Information from Part A:	Fall 2012
<b>Group 2</b> Full-time, first-time degree/certificate-seeking undergraduates (This number is carried forward from Part A, Line 02)	762
<b>Group 2a</b> Of those in Group 2, those who were awarded any Federal Work Study, loans to students, or grant or scholarship aid from the federal government, state/local government, the institution, or other sources known to the institution (This number is carried forward from Part A, Line 02a)	569
<b>Group 2b</b> Of those in Group 2, those who were awarded any loans to students or grant or scholarship aid from the federal government, state/local government, or the institution (This number is carried forward from Part A, Line 02b)	551
<b>Group 3</b> Of those in Group 2, those who were awarded grant or scholarship aid from the federal government, state/local government, or the institution	398
<b>Aid Type</b>	<b>YOUR PRIOR</b>

		Fall 2012				YEAR DATA
						Fall 2011
		Number of Group 2 students who were awarded aid	Percentage of Group 2 students who were awarded aid	Total amount of aid awarded to Group 2 students	Average amount of aid awarded to Group 2 students	Average amount of aid awarded to Group 2 students
<b>01.</b>	Grants or scholarships from the federal government, state/local government, or the institution	398	52	2,419,174	6,078	<b>6,105</b>
<b>02.</b>	<u>Federal grants</u>	298	39	1,355,406	4,548	<b>4,193</b>
	<b>02a.</b> <u>Pell grants</u>	298	39	1,304,376	4,377	<b>4,182</b>
	<b>02b.</b> <u>Other federal grants</u>	33	4	51,030	1,546	<b>836</b>
<b>03.</b>	<u>State/local government grants or scholarships (grants/scholarships/waivers)</u>	165	22	284,890	1,727	<b>1,566</b>
<b>04.</b>	<u>Institutional grants or scholarships (scholarships/fellowships)</u>	245	32	778,878	3,179	<b>3,700</b>
<b>05.</b>	<u>Loans to students</u>	362	48	1,960,078	5,415	<b>5,050</b>
	<b>05a.</b> Federal loans	360	47	1,863,407	5,176	<b>4,986</b>
	<b>05b.</b> Other loans (including private loans)	13	2	96,671	7,436	<b>5,080</b>

 You may use the space below to provide context for the data you've reported above. These context notes may be posted on the College Navigator website and should be written to be understood by students and parents. For example, institutions may report here other sources of private aid not included in the categories above.

Institution: University of Connecticut-Tri-Campus (436818)

User ID: 88G1331

**Cost of Attendance****Cost of attendance for full-time, first-time undergraduate students:**

Please enter the amounts requested below. These data will be made available to the public on College Navigator. If your institution participates in any Title IV programs (Pell, Stafford, etc.), you must complete all information. *Estimates of expenses for books and supplies, room and board, and other expenses are those from the **Cost of Attendance report** used by the financial aid office in determining financial need. Please talk to your financial aid office to get these numbers, to ensure that you are reporting correctly.*

These numbers are carried forward from Institutional Characteristics and should only be changed if an error was made in the reporting.

Charges for full academic year		2010-11	2011-12	2012-13
<b>Published <u>tuition</u> and <u>required fees</u>:</b>				
<u>In-district</u>				
	Tuition	8,064	8,256	8,712
	Required fees	600	618	636
	Tuition + fees total	8,664	8,874	9,348
<u>In-state</u>				
	Tuition	8,064	8,256	8,712
	Required fees	600	618	636
	Tuition + fees total	8,664	8,874	9,348
<u>Out-of-state</u>				
	Tuition	24,528	25,152	26,544
	Required fees	600	618	636
	Tuition + fees total	25,128	25,770	27,180
	<u>Books and supplies</u>	800	850	850
<b><u>Off-campus (not with family):</u></b>				
	<u>Room and board</u>	10,782	11,050	11,380
	<u>Other expenses</u>	2,740	2,650	2,650
	Room and board and other expenses	13,522	13,700	14,030
<b><u>Off-campus (with family):</u></b>				
	<u>Other expenses</u>	2,400	2,600	2,600

Institution: University of Connecticut-Tri-Campus (436818)

User ID: 88G1331

**Part D**

**Part D - Enter Information about Group 3**

Part D includes financial aid information about Group 3. Group 3 students are all full-time, first-time degree/certificate-seeking undergraduate students enrolled in Fall 2012 who paid the in-state or in-district tuition rate and were awarded grant or scholarship aid from the following sources: the federal government, state/local government, or the institution. The information you report in this part will be used in Part F to calculate average institutional net price.

For this part report:

For These Students	The Following Type(s) of Aid	Awarded in This Period
<ul style="list-style-type: none"> <li>Full-time, first-time degree/certificate-seeking undergraduate students enrolled in Fall 2012 who paid the in-state or in-district tuition rate and were awarded grant or scholarship aid from the following sources: the federal government, state/local government, or the institution</li> <li>Do <u>not</u> include students who were awarded only grant or scholarship aid from private or other sources, or students who were awarded only non-grant aid</li> </ul>	<ul style="list-style-type: none"> <li>Grant or scholarship aid from the federal government</li> <li>Grant or scholarship aid from state/local government</li> <li>Grant or scholarship aid from the institution</li> <li>Do <u>not</u> include grant or scholarship aid from private or other sources</li> </ul>	<ul style="list-style-type: none"> <li>Any time during academic year 2012-13</li> </ul>

In the fields below, report the number of Group 3 students with each type of living arrangement and the total amount of grant or scholarship aid from the federal government, state/local government, or the institution awarded to these students.

Information from Part A:		YOUR PRIOR YEAR DATA 2010-2011	YOUR PRIOR YEAR DATA 2011-2012	2012-2013
<b>Group 3</b> Full-time, first-time degree/certificate-seeking undergraduate students who paid the in-state or in-district tuition rate and were awarded grant or scholarship aid from the following sources: the federal government, state/local government, or the institution (This number is carried forward from Part A, Line 03)		337	394	398
01.	Report the number of Group 3 students with the following living arrangements:	YOUR PRIOR YEAR DATA 2010-11	YOUR PRIOR YEAR DATA 2011-12	2012-13
	01b.	<u>Off-campus (with family)</u>	316	355
01c.	<u>Off-campus (not with family)</u>	21	39	26
01d.	Unknown (calculated) This value is calculated using the following formula: [A03-(D01a+D01b+D01c)]	0	0	0



02.	<b>Report the total amount of grant or scholarship aid from the federal government, state/local government, or the institution awarded to Group 3 students</b>	2,232,513	2,374,452	2,419,174
03.	Average grant or scholarship aid from the federal government, state/local government, or the institution awarded to Group 3 students (calculated value). This value is calculated using the following formula: [D02/A03]	6,625	6,027	6,078

**You may use the space below to provide context for the data you've reported above.**

Institution: University of Connecticut-Tri-Campus (436818)

User ID: 88G1331

**Part E**


**Part E – Enter Information about Group 4**

Part E includes financial aid information about Group 4. Group 4 students are all full-time, first-time degree/certificate-seeking undergraduate students enrolled in Fall 2012 who paid the in-state or in-district tuition rate and were awarded any Title IV federal student aid, including federal grants or federal student loans. The information you report in this part will be used in Part G to calculate average institutional net price by income level.

For this part, report:

For These Students	The Following Type(s) of Aid	Awarded in This Period
<ul style="list-style-type: none"> <li>Full-time, first-time degree/certificate-seeking undergraduate students enrolled in Fall 2012 who paid the in-state or in-district tuition rate and were awarded any Title IV federal student aid</li> </ul>	<ul style="list-style-type: none"> <li>Grant or scholarship aid from the federal government</li> <li>Grant or scholarship aid from state/local government</li> <li>Grant or scholarship aid from the institution</li> <li>Do <u>not</u> include grant or scholarship aid from private or other sources</li> <li>Do <u>not</u> include loan amounts</li> <li>Do <u>not</u> include Federal Work Study amounts</li> </ul>	<ul style="list-style-type: none"> <li>Any time during academic year 2012-13</li> </ul>

In the fields below, report the number of Group 4 students with each type of living arrangement and the total amount of grant or scholarship aid from the federal government, state/local government, or the institution awarded to these students by income level.

Information from Part A:		2010-11	2011-12	2012-13	
<b>Group 4</b> Full-time, first-time degree/certificate-seeking undergraduate students who paid the in-state or in-district tuition rate and were awarded any Title IV federal student aid (This number is carried forward from Part A, Line 04)		450	508	493	
<b>01.</b>	<b>Report the number of Group 4 students with the following living arrangements:</b>	<b>YOUR PRIOR YEAR DATA</b>	<b>YOUR PRIOR YEAR DATA</b>		
		<b>2010-11</b>	<b>2011-12</b>	<b>2012-13</b>	
<b>01b.</b>	<u>Off-campus (with family)</u>	437	481	480	
<b>01c.</b>	<u>Off-campus (not with family)</u>	13	27	 13	
<b>01d.</b>	Unknown (calculated) This value is calculated using the formula: [A04-(E01a+E01b+E01c)]	0	0	0	
		<b>Number of Group 4 students who were awarded any Title IV aid</b>	<b>Number of Group 4 students who were awarded any grant or scholarship aid from the following sources: the federal</b>	<b>Total amount of grant or scholarship aid awarded to Group 4 students from the following sources: the federal</b>	<b>Average amount of grant or scholarship aid awarded to Group 4 students from the following sources: the federal</b>

			federal government, state/local government, or the institution	government, state/local government, or the institution	government, state/local government, or the institution	
			2010-11			
			Col. 1	Col. 2	Col. 3	Col. 4
<b>02.</b>	<b>Income level</b>					
	<b>02a.</b>	<b>\$0-30,000</b>	119	118	1,047,953	8,806
	<b>02b.</b>	<b>\$30,001-48,000</b>	70	69	493,226	7,046
	<b>02c.</b>	<b>\$48,001-75,000</b>	101	62	350,207	3,467
	<b>02d.</b>	<b>\$75,001-110,000</b>	86	6	49,529	576
	<b>02e.</b>	<b>\$110,001 and more</b>	74	0	13,346	180
	<b>02f.</b>	<b>Total all income levels</b>	450	255	1,954,261	4,343
			2011-12			
			Col. 1	Col. 2	Col. 3	Col. 4
<b>03.</b>	<b>Income level</b>					
	<b>03a.</b>	<b>\$0-30,000</b>	142	142	1,098,964	7,739
	<b>03b.</b>	<b>\$30,001-48,000</b>	96	93	563,399	5,869
	<b>03c.</b>	<b>\$48,001-75,000</b>	104	60	302,026	2,904
	<b>03d.</b>	<b>\$75,001-110,000</b>	78	6	101,108	1,296
	<b>03e.</b>	<b>\$110,001 and more</b>	88	0	40,250	457
	<b>03f.</b>	<b>Total all income levels</b>	508	301	2,105,747	4,145
			2012-13			
			Col. 1	Col. 2	Col. 3	Col. 4
<b>04.</b>	<b>Income level</b>					
	<b>04a.</b>	<b>\$0-30,000</b>	140	139	1,088,635	7,776
	<b>04b.</b>	<b>\$30,001-48,000</b>	95	94	615,816	6,482
	<b>04c.</b>	<b>\$48,001-75,000</b>	98	61	332,754	3,395
	<b>04d.</b>	<b>\$75,001-110,000</b>	86	4	50,836	591

	<b>04e.</b>	<b>\$110,001 and more</b>	<input type="text" value="74"/>	<input type="text" value="0"/>	<input type="text" value="8,712"/>	118
	<b>04f.</b>	<b>Total all income levels</b>	493	298	2,096,753	4,253

You may use the space below to provide context for the data you've reported above.

Institution: University of Connecticut-Tri-Campus (436818)

User ID: 88G1331

**Part F**

**Part F – Net Price Calculation for Group 3**

The following net price calculation is based on information that your institution reported in the Institutional Characteristics component and the Student Financial Aid component. For more information about the data your institution reported in the Institutional Characteristics component, please contact your institution's IPEDS Keyholder.

		YOUR PRIOR YEAR DATA	YOUR PRIOR YEAR DATA	2012-13
		2010-11	2011-12	
<b>Components of cost of attendance</b>				
01.	Published <u>tuition</u> and <u>required fees</u> (lower of in-district or in-state)	8,664	8,874	9,348
02.	<u>Books and supplies</u>	800	850	850
03.	<b><u>Room and board</u> and <u>other expenses</u> by living arrangement</b>			
03b.	<u>Off-campus (with family)</u>	2,400	2,600	2,600
03c.	<u>Off-campus (not with family)</u>	13,522	13,700	14,030
04.	<b>Number of Group 3 students by living arrangement</b>			
04b.	<u>Off-campus (with family)</u>	316	355	372
04c.	<u>Off-campus (not with family)</u>	21	39	26
04d.	Unknown	0	0	0
05.	<b>Weighted average for room and board and other expenses by living arrangement (excluding unknown values)</b> See instructions for the formula for this calculation	3,093	3,699	3,347
06.	<b>Total cost of attendance</b> This value is calculated using the following formula: [F01+F02+F05]	12,557	13,423	13,545
07.	<b>Average amount of grant or scholarship aid awarded to Group 3 students from the following sources: the federal government, state/local government, and the institution</b>	6,625	6,027	6,078
08.	<b>Average institutional <u>net price</u> for Group 3 students</b> This value is calculated using the following formula: [F06-F07]	5,932	7,396	7,467

As required by the Higher Education Opportunity Act of 2008, these amounts will be posted on the U.S. Department of Education's College Navigator website and used in the U.S. Department of Education's College Affordability and Transparency Lists.

**Do you wish to provide additional context notes?**

Yes

No

 You may use the space below to provide context for these data. These context notes may be posted on the College Navigator website and should be written to be understood by students and parents.

Institution: University of Connecticut-Tri-Campus (436818)

User ID: 88G1331

**Part G****Part G – Net Price Calculation for Group 4**

The following net price calculation is based on information that your institution reported in the Institutional Characteristics component and the Student Financial Aid component. For more information about the data your institution reported in the Institutional Characteristics component, please contact your institution's IPEDS Keyholder.


		YOUR PRIOR YEAR DATA	YOUR PRIOR YEAR DATA	2012-13
		2010-11	2011-12	
<b>Components of cost of attendance</b>				
01.	Published <u>tuition</u> and <u>required fees</u> (lower of in-district or in-state)	8,664	8,874	9,348
02.	<u>Books and supplies</u>	800	850	850
03.	<b><u>Room and board</u> and <u>other expenses</u> by living arrangement</b>			
03b.	<u>Off-campus (with family)</u>	2,400	2,600	2,600
03c.	<u>Off-campus (not with family)</u>	13,522	13,700	14,030
04.	<b>Number of Group 4 students by living arrangement</b>			
04b.	<u>Off-campus (with family)</u>	437	481	480
04c.	<u>Off-campus (not with family)</u>	13	27	13
04d.	Unknown	0	0	0
05.	<b>Weighted average for room and board and other expenses by living arrangement (excluding unknown values)</b> See instructions for the formula for this calculation	2,721	3,190	2,901
06.	<b>Total cost of attendance by income level</b> This value is calculated using the following formula: [G01+G02+G05]	12,185	12,914	13,099
07.	<b>Average amount of grant or scholarship aid awarded to Group 4 students from the following sources: the federal government, state/local government, and the institution</b>	4,343	4,145	4,253
07a.	<b>\$0-30,000</b>	8,806	7,739	7,776
07b.	<b>\$30,001-48,000</b>	7,046	5,869	6,482
07c.	<b>\$48,001-75,000</b>	3,467	2,904	3,395
07d.	<b>\$75,001-110,000</b>	576	1,296	591
07e.	<b>\$110,001 and more</b>	180	457	118
08.	<b>Average institutional <u>net price</u> for Group 4 students</b> This value is calculated using the following formula: [G06-G07]			
08a.	<b>\$0-30,000</b>	3,379	5,175	5,323
08b.	<b>\$30,001-48,000</b>	5,139	7,045	6,617
08c.	<b>\$48,001-75,000</b>	8,718	10,010	9,704
08d.	<b>\$75,001-110,000</b>	11,609	11,618	12,508
08e.	<b>\$110,001 and more</b>	12,005	12,457	12,981

As required by the Higher Education Opportunity Act of 2008, these amounts will be posted on the U.S. Department of Education's College Navigator website.

**Do you wish to provide additional context notes?**

Yes

No

 **You may use the space below to provide context for these data. These context notes may be posted on the College Navigator website and should be written to be understood by students and parents.**

Institution: University of Connecticut-Tri-Campus (436818)

User ID: 88G1331

**Summary****IPEDS Student Financial Aid (SFA) Survey Summary**

IPEDS collects important information regarding your institution. All data reported in IPEDS survey components become available in the IPEDS Data Center and appear as aggregated data in various Department of Education reports. Additionally, some of the reported data appears specifically for your institution through the College Navigator website and is included in your institution's Data Feedback Report (DFR). The purpose of this summary is to provide you an opportunity to view some of the data that, when accepted through the IPEDS quality control process, will appear on the College Navigator website and/or your DFR. College Navigator is updated approximately three months after the data collection period closes and Data Feedback Reports will be available through the [Data Center](#) and sent to your institution's CEO in November 2014.

Please review your data for accuracy. If you have questions about the data displayed below after reviewing the data reported on the survey screens, please contact the IPEDS Help Desk at: 1-877-225-2568 or [ipedshelp@rti.org](mailto:ipedshelp@rti.org).

Total grant aid received by all undergraduate students		\$7,758,435
Number of undergraduate students who received a Pell Grant		895
Percentage of FTFT students receiving any financial aid		75%
	Percentage of FTFT students receiving grant aid by type	Average amount of grant aid received by type
Total	52%	\$6,078
Federal Government	39%	\$4,548
Pell	39%	\$4,377
Other Federal	4%	\$1,546
State/Local Government	22%	\$1,727
Institutional	32%	\$3,179
	Percentage of FTFT students receiving loans by type	Average amount of loans received by type
Total	48%	\$5,415
Federal	47%	\$5,176
Non-federal	2%	\$7,436
Average net price for FTFT students who receive grant aid		\$7,467
Average net price for FTFT students who receive Title IV federal student aid		
\$0 – 30,000		\$5,323
\$30,001 – 48,000		\$6,617
\$48,001 – 75,000		\$9,704
\$75,001 – 110,000		\$12,508
\$110,001 and more		\$12,981





Institution: University of Connecticut-Tri-Campus (436818)

User ID: 88G1331

Edit Report

**Student Financial Aid****University of Connecticut-Tri-Campus (436818)**

Source	Description	Severity	Resolved	Options
--------	-------------	----------	----------	---------

**Screen: Part C, Page 2 - Enter Information about Group 2**

Screen Entry	The average amount of this type of aid awarded to Group 2 students is outside the expected range of between 669 and 1,003 when compared with the prior year value. Please check the number of students and the total amount of aid awarded to these students, and correct or explain the discrepant values. (Error #7147)	Explanation	Yes	
Reason:	Increases in average awards were the result of an intentional change in business practice			
Screen Entry	The average amount of this type of aid awarded to Group 2 students is outside the expected range of between 4,064 and 6,096 when compared with the prior year value. Please check the number of students and the total amount of aid awarded to these students, and correct or explain the discrepant values. (Error #7147)	Explanation	Yes	
Reason:	Individual student awards within a small sample size account for the difference in average awards			

**Screen: Part D - Enter Information about Group 3**

Screen Entry	The number entered is outside the expected range of between 28 and 50 when compared with the prior year value. Please correct your data or explain. (Error #7169)	Explanation	Yes	
Reason:	Individual student decisions within a small sample size account for the difference in the number of students living off-campus not with family.			
Screen Entry	The number entered is outside the expected range of between 1 and 30 when compared with the prior year value. Please correct your data or explain. (Error #7169)	Explanation	Yes	
Reason:	Individual student decisions within a small sample size account for the difference in the number of students living off-campus not with family.			

**Screen: Part E - Enter Information about Group 4**

Screen Entry	The number entered is outside the expected range of between 19 and 35 when compared with the prior year value. Please correct your data or explain. (Error #7169)	Explanation	Yes	
Reason:	Individual student decisions within a small sample size account for the difference in the number of students living off-campus not with family.			